

DYNAMIC ACTIVE CANADIAN DIVIDEND ETF

• Performance as at March 31, 2024. Holdings as at March 31, 2024.

TICKER SYMBOL: DXC

DON SIMPSON BBA, CFA

Portfolio Manager: 7.2 years on fund

ERIC MENCKE CPA, CA, CFA

Portfolio Manager: 7.2 years on fund

RORY RONAN CFA

Portfolio Manager: 6.0 years on fund

EXCHANGE	Toronto Stock Exchange
INCEPTION	2017 January
NET ASSETS	\$245.12M
HOLDINGS	40
MER ¹	0.72%
MANAGEMENT FEE	0.6%
NAV	\$19.89
STANDARD DEVIATION	11.20% over 3 years
ACTIVE SHARE	52.8% as of March 31, 2024
R ²	0.97
DISTRIBUTIONS	\$0.0820 monthly^{2 3}
YIELD	2.7% based on NAV⁴
EXCHANGE PRICE	\$34.69
UNITS OUTSTANDING	6850000

RISK RATING⁵

LOW

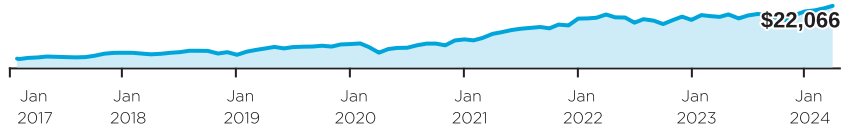
MEDIUM

HIGH

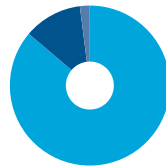
WHY INVEST IN DYNAMIC ACTIVE CANADIAN DIVIDEND ETF ?

- Utilizes a bottom-up approach and fundamental analysis to assess growth and value potential.
- Targets companies that are attractively valued, have high margins and market share, and are run by quality management teams.
- Has the flexibility to access businesses located outside Canada.

GROWTH OF \$10,000

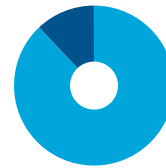


ASSET ALLOCATION



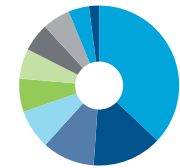
- 86.2% Common Stocks-CDN
- 11.8% Common Stocks-US
- 2.0% Cash, Short-Term Investments & Other Net Assets

GEOGRAPHIC ALLOCATION



- 86.2% Canada
- 11.8% United States

SECTOR ALLOCATION



- 36.3% Financials
- 13.8% Energy
- 10.4% Industrials
- 7.8% Materials
- 6.6% Communication Services
- 5.9% Health Care
- 5.6% Information Technology
- 5.5% Consumer Staples
- 4.1% Consumer Discretionary
- 2.0% Utilities

CALENDAR RETURNS %

YTD	2023	2022	2021	2020	2019	2018	2017	2016
6.2	10.2	-1.6	27.2	7.9	22.2	-4.7	—	—

COMPOUND RETURNS %

1 mo	3 mo	6 mo	YTD	1 yr	3 yrs	5 yrs	10 yrs	Incep
2.6	6.2	14.1	6.2	12.9	10.4	11.3	—	10.7

HISTORICAL DISTRIBUTIONS (\$/unit)

2024				2023							
Mar	Feb	Jan	Dec	Nov	Oct	Sep	Aug	Jul	Jun	May	Apr
0.0820	0.0820	0.0820	0.0690	0.0690	0.0690	0.0690	0.0690	0.0690	0.0690	0.0690	0.0690

[1] for the period ended December 31, 2023. **[2]** Distribution Reinvestment Plan ("DRIP") is available, allowing investors to reinvest cash distributions, provided that the Advisor's brokerage firm supports participation in the DRIP. Cash distributions are declared at the sole discretion of the manager and are not guaranteed. **[3]** At least once each year, the Fund will distribute all net taxable income to investors. These distributions will either be paid in cash or reinvested in the Fund, as may be determined by the Manager from time to time. These distributions will consist primarily of distributions received from the securities held within the Fund less Fund expenses, plus any realized capital gains generated from securities transactions within the Fund. The amounts of past distributions are shown above. The characterization of distributions for tax purposes (such as dividends, other income, capital gains etc.) for each period will be reported only after the Fund's tax year end. For tax purposes, these amounts will be reported by brokers on official tax statements. **[4]** The yield is determined by annualizing the fixed distribution rate and does not include any distributions in excess of the fixed distribution rate that may be paid at the ETF's year end. **[5]** All investments involve risk. The value of the Fund can go down as well as up and you could lose money. The Manager has rated the risk of this Fund based on industry standard risk rating guidelines. For more information about the specific risks of this Fund and its risk rating, see the fund's prospectus, including the disclosure under the headings "Risk Factors" and "Risk Ratings of the Funds".

DYNAMIC ACTIVE CANADIAN DIVIDEND ETF

• Performance as at March 31, 2024. Holdings as at March 31, 2024.

Dynamic Funds is a leading Canadian investment company offering a comprehensive range of investment services, including mutual funds, tax-advantaged products and customized high net-worth programs.

Customer Relations Centre

Toll free: 1-800-268-8186

Tel: 514-908-3212 (English)
514-908-3217 (French)Fax: 416-363-4179 or
1-800-361-4768Email: service@dynamic.ca**Ontario (Head Office)**

40 Temperance Street, 16th Floor

Toronto, ON M5H 0B4

Toll free: 1-866-977-0477

Tel: 416-363-5621

Eastern Canada

1200 McGill College Ave., Ste. 2300

Montreal, QC H3B 4G7

Western Canada

Suite 1130

685 Center Street South

Calgary, AB T2G 2C7

Four Bentall Centre

1055 Dunsmuir St., Ste. 3434

P.O. Box 49217

Vancouver, BC V7X 1K8

TOP EQUITY HOLDINGS %

Royal Bank of Canada	5.7
Power Corporation of Canada	5.5
Enbridge Inc.	5.1
Manulife Financial Corporation	4.0
TC Energy Corporation	3.8
Bank of Montreal	3.6
Toronto-Dominion Bank	3.6
Canadian National Railway Company	3.4
Onex Corporation	3.0
Restaurant Brands International Inc.	2.9
Total allocation in top holdings	40.6

Commissions, management fees and expenses all may be associated with mutual fund investments, including ETFs. Please read the prospectus before investing. The indicated rates of return are the historical annual compounded total returns including changes in unit value and reinvestment of all distributions and do not take into account sales, redemption, distribution or operational charges or income taxes payable by any securityholder that would have reduced returns. Mutual Funds funds and ETFs are not guaranteed, their values change frequently and past performance may not be repeated.

The information herein does not constitute specific advice regarding your personal investment situation or provide specific individual advice about investment, financial, legal, accounting, tax or similar matters. Please contact your financial advisor on your particular circumstances.

Dynamic Funds® is a registered trademark of its owner, used under license and a division of 1832 Asset Management L.P.

The Growth of \$10,000 chart reflects a hypothetical \$10,000 investment and assumes reinvestment of dividends and capital gains. Fund expenses, including management fees and other expenses, were deducted. As a result of the risks and limitations inherent in hypothetical performance data, hypothetical results may differ from actual performance.


dynamic.ca/f/10005

Dynamic Funds®
Invest with advice.